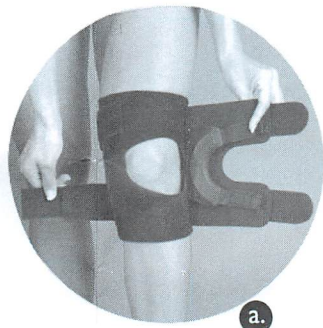




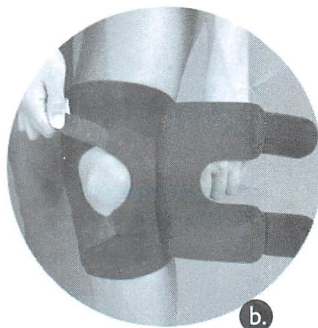
DynaTrack™ Plus Patella Stabilizer

Before using this product, please carefully read all instructions and warnings.

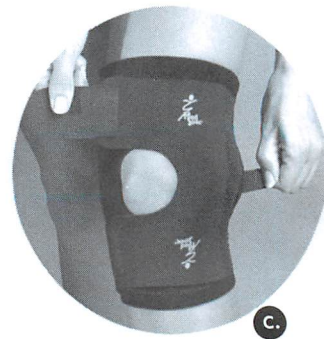
Application Instructions



Disengage all straps. Position egg-shaped opening over patella (knee cap) so that buttress (c-shaped pad) will rest on desired border of patella. Narrow end of opening should be closer to patella. Fasten inner (long) straps around extended leg.



Pull and fasten buttress straps to apply desired pressure against patella. While fastening buttress straps, pull tab under label to ensure optimum buttress performance. Make sure buttress is properly positioned against side of patella.



Pull and fasten outer straps to apply desired pressure against patella. Again, pulling tab under label will ensure optimum performance of outer straps.

Warning: If you experience any increased pain, swelling, or any unusual reactions while using this product, immediately consult your medical professional. This product is for single patient use only. There is no guarantee that use of this product will prevent injury.

Medical Specialties, Inc.
4600-K Lebanon Rd.
Charlotte, NC 28227
p: 800-334-4143 f: 800-694-9060
p: 704-694-2434 f: 704-694-9060
e-mail: request@medspec.com
www.medspec.com
U.S. Patent # 7,004,919

Washing instructions: Engage all closure straps before washing. Machine wash on gentle cycle with mild detergent and no bleach. Air dry.

Warranty: Products manufactured by Med Spec have a limited warranty against defects in materials or workmanship for a period of six months from date of shipment. Please contact the business that supplied you with this product if you wish to return it.

EU Authorized Rep.
Basko Healthcare
Pieter Liefinckweg 16
NL-1505 HX, Zaandam



rev 2/12